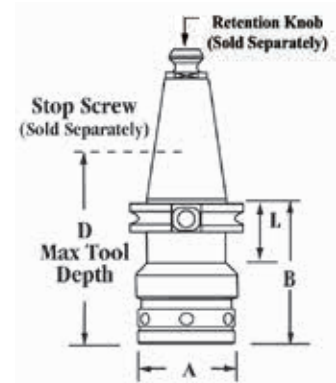



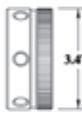

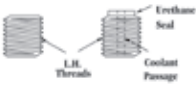
CAT40 TG150 Collet Chucks



- The key reason for the RedLine Collet Systems' accuracy and gripping power is a unique flush nut design. It incorporates a rotating ball assembly producing a "radial float." This forces the collet to self-center for maximum grip, highest precision, and minimum tool wear.
- Flexibility to mill, drill, and ream
- AT3 or better shank taper allows for accurate, rigid toolholder-to-spindle mount
- Less tool wear and replacement means less scrap
- Fully ground flange and V-groove is easy on tool changers for less spindle and changer maintenance
- **TG150 Collets found on pages 618-619.**



CAT40 TG150 Collet Chucks							
Capacity	Taper	A	Gage Length (B)	D	L	Max. Nosepiece Torque	Part #
.359-1.500	CAT40	3.47	4.88	3.80	1.38	100 ft lbs	RC4TG15488

TG150 Series Parts & Accessories			
Description	Photo	Dimensions	Part #
TG150 Replacement Nosepiece			RTG150NPA
TG150 Wrench†			RTG150W
TG150 Stop Screw			RTG150SS
TG150 Stop Screw Coolant Thru			RTG150SSC

†Required for assembly.